

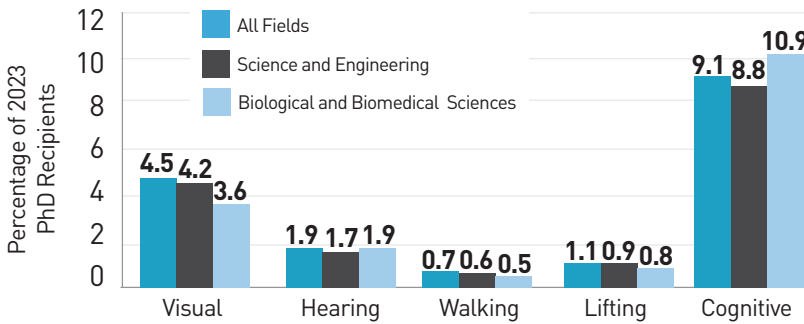


# PhDs with a Disability in 2023

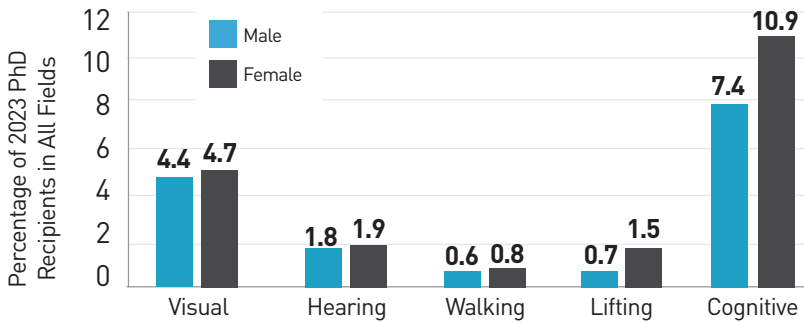
The estimated amount of doctorate recipients with one or more disabilities is 14.2 percent, according to a survey from National Science Foundation.

Disability status is voluntarily disclosed, and these measures may be an underestimate of the actual population with one or more disabilities.

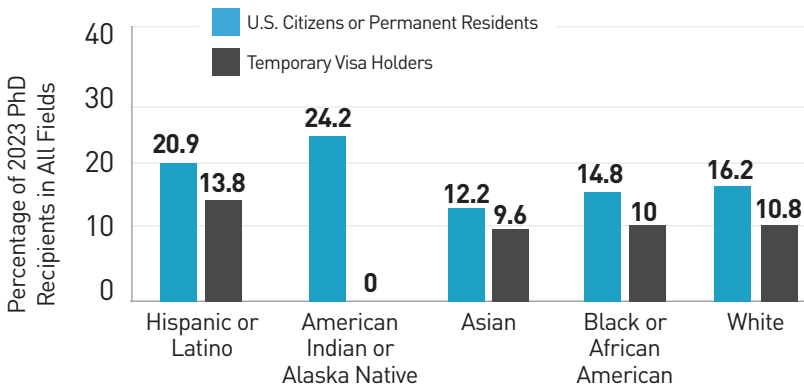
## Doctorate Recipients with One or More Disabilities



Across most science and engineering fields, approximately 10 percent of doctorate recipients have one or more disabilities. Of these, cognitive and visual disabilities are the most common.



Compared to males, more female doctorate recipients have one or more disabilities. Of these, cognitive and visual disabilities are the most common.



International PhD recipients have 10.2 percent of one or more disabilities. Irrespective of citizenship status, there are clear disparities across racial and ethnic backgrounds.

## Additional Evidence Needed

Information currently collected about PhD scientists with one or more disabilities lacks identification of barriers to their success as part of a productive, well-trained biomedical research workforce.

- What changes are needed to create accessible lab environments?
- Is the student disability office on campus sufficient in meeting needs of science graduate students?

\*Survey asks degree of difficulty—none, slight, moderate, severe, or unable to do—that an individual has in seeing (with glasses), hearing (with hearing aid), walking without assistance, lifting 10 pounds, or concentrating, remembering, or making decisions.